

STATISTICS

Supreme Court's Waiting Periods

The Supreme Court sets targets for **waiting periods** in various court processes as part of its commitment to provide quality public service, and endeavours to achieve at least 90% compliance with all targets set.

In 2021, all the following set targets were achieved.

In 2021, all the set targets for waiting periods were achieved.

ORIGINAL CIVIL JURISDICTION

Trials in Suits

8 weeks from the date of setting down

Originating Summons (OS)

- (i) **Inter partes**
6 weeks from the date of filing of the OS
- (ii) **Ex parte**
3 weeks from the date of filing of the OS

Bankruptcy OS

6 weeks from the date of filing of the OS

Company Winding-Up OS

4 weeks from the date of filing of the OS

Summons (SUM)

- (i) **Applications for summary judgment pursuant to Order 14 of the Rules of Court**
5 weeks from the date of filing of the SUM (statutory minimum period)
- (ii) **All other applications**
3 weeks from the date of filing of the SUM

Bankruptcy SUM (Applications for discharge)

4 weeks from the date of filing of the SUM

APPELLATE CIVIL JURISDICTION

Registrar's Appeals to the General Division of the High Court Judge in Chambers

- **4 weeks** from the date of filing for appeals involving assessment of damages
- **3 weeks** from the date of filing for other appeals

Appeals to the General Division of the High Court from the State Courts

4 weeks from the date of receipt of the Record of Proceedings (ROP) from the State Courts

ORIGINAL CRIMINAL JURISDICTION

Trials of Criminal Cases

6 weeks from the date of the final Criminal Case Disclosure Conference or Pre-trial Conference (whichever is later)

APPELLATE CRIMINAL JURISDICTION

Appeals to the General Division of the High Court from the State Courts

12 weeks from the date of receipt of the ROP from the State Courts

Our People

Access To Justice

Therapeutic Justice

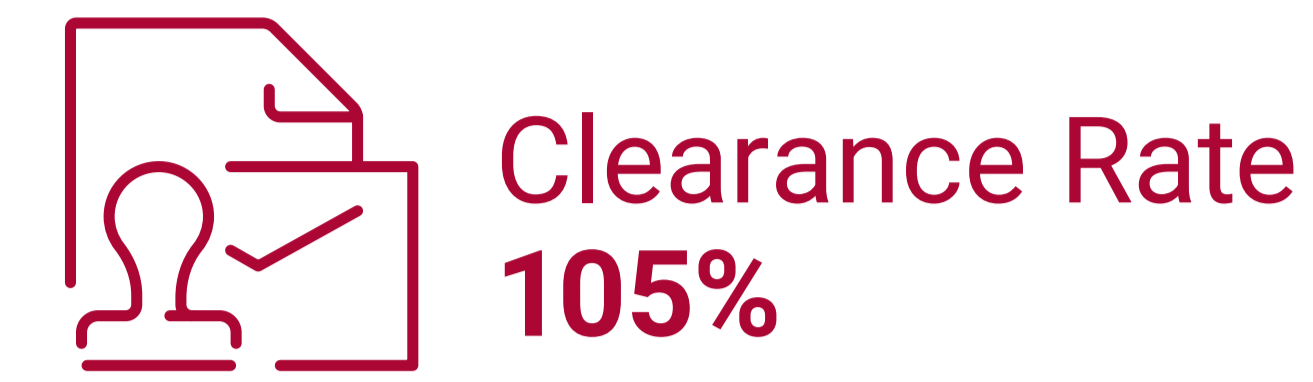
Strengthening Partnerships

Developing Our Capability

Connecting With The Community

STATISTICS

Supreme Court's Workload Statistics

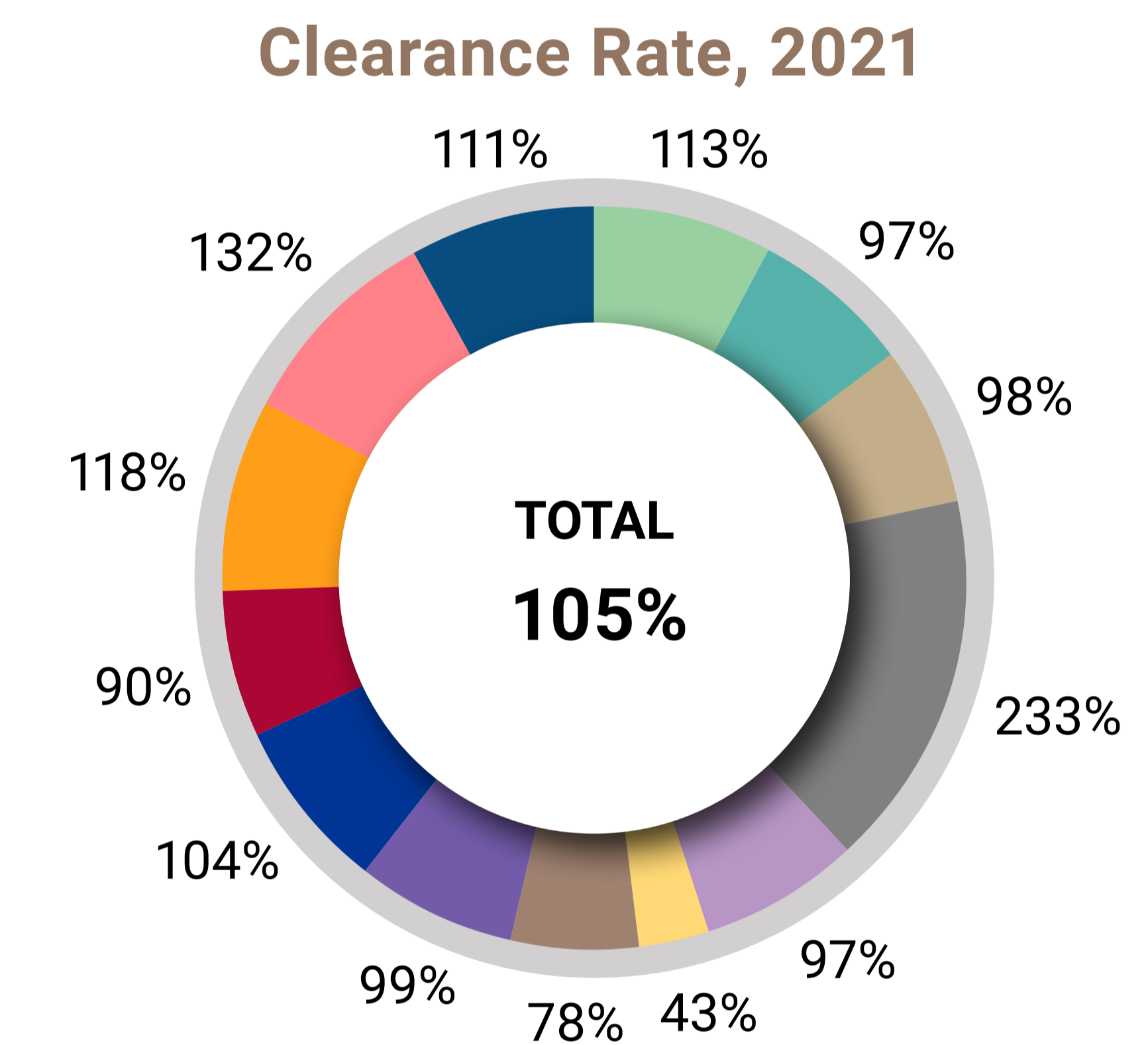
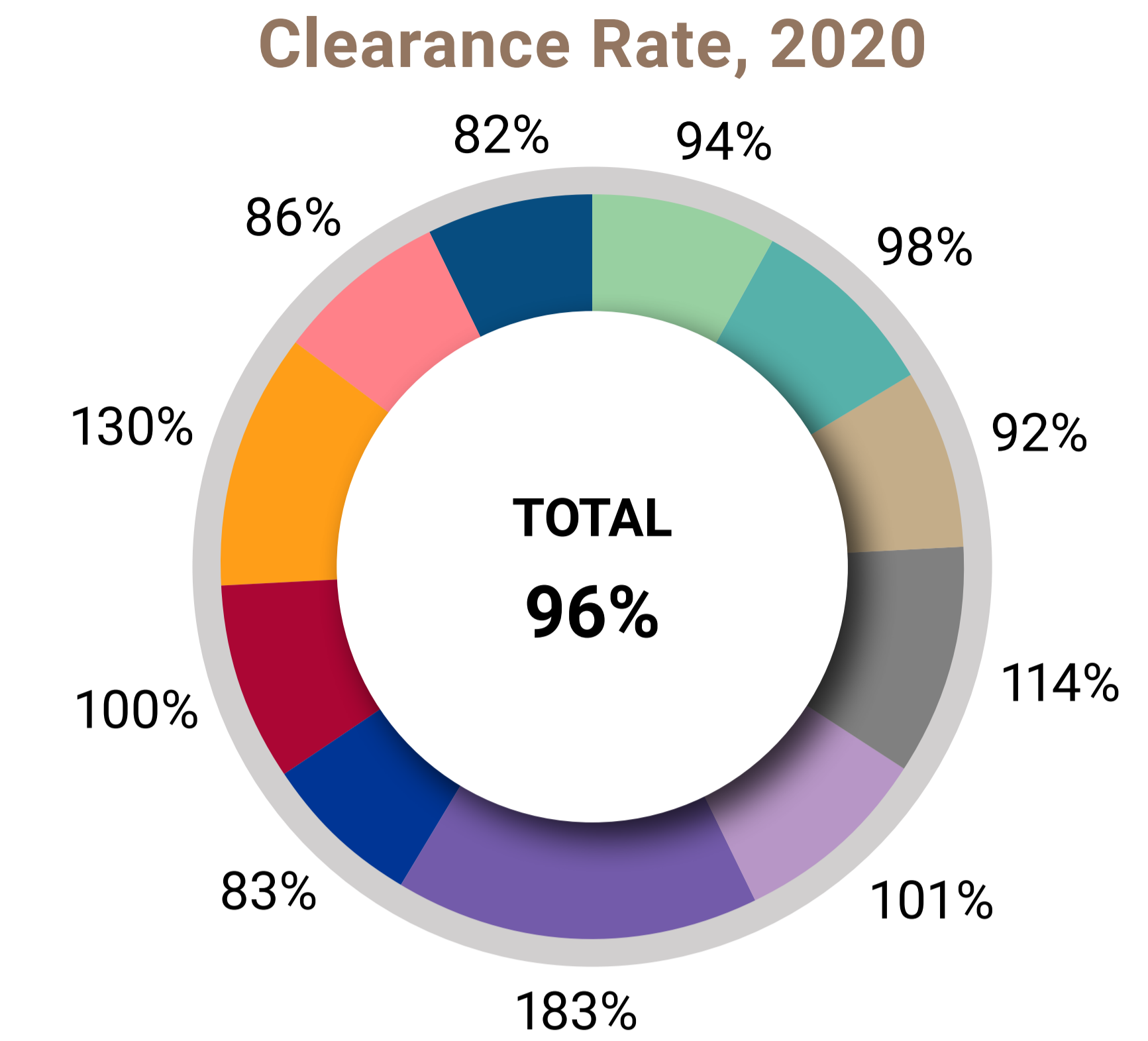


Among other indicators, the SG Courts' performance is measured by clearance rate, which is the number of cases disposed of expressed as a percentage of the number of cases filed in the same year. The clearance rate can exceed 100% as those disposed of are not necessarily a subset of the filings in that year.

In 2021, the Supreme Court received 14,026 new civil and criminal matters and disposed of 14,710 matters. The clearance rate for all civil and criminal matters was 105%, up by 9% from 2020.

The following shows a comparison of the filing and disposal numbers and clearance rates for civil and criminal proceedings between 2020 and 2021.

	No. of cases filed		No. of cases disposed of	
	2020	2021	2020	2021
Civil Jurisdiction				
Civil Originating Processes	6,839	6,716	6,420	7,587
Civil Interlocutory Applications	5,743	5,956	5,633	5,791
Appeals before the General Division of the High Court	410	421	377	412
Appeals before the Court of Appeal	213	72	243	168
Applications before the Court of Appeal	183	132	185	128
Appeals before the Appellate Division of the High Court	-	138	-	59
Applications before the Appellate Division of the High Court	-	103	-	80
Criminal Jurisdiction				
Criminal Cases	40	69	73	68
Criminal Motions before the General Division of the High Court	83	116	69	121
Magistrate's Appeals	236	226	235	203
Criminal Revisions	10	11	13	13
Criminal Appeals	44	31	38	41
Criminal Motions before the Court of Appeal	38	35	31	39
Total	13,839	14,026	13,317	14,710



- Civil Jurisdiction**
- Civil Originating Processes
 - Civil Interlocutory Applications
 - Appeals before the General Division of the High Court
 - Appeals before the Court of Appeal
 - Applications before the Court of Appeal
 - Appeals before the Appellate Division of the High Court
 - Applications before the Appellate Division of the High Court
- Criminal Jurisdiction**
- Criminal Cases
 - Criminal Motions before the General Division of the High Court
 - Magistrate's Appeals
 - Criminal Revisions
 - Criminal Appeals
 - Criminal Motions before the Court of Appeal

Our People

Access To Justice

Therapeutic Justice

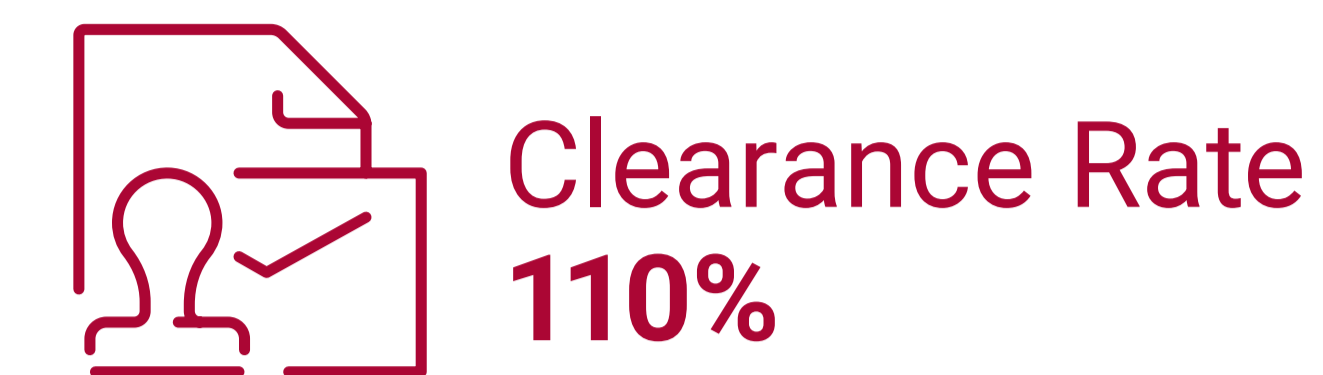
Strengthening Partnerships

Developing Our Capability

Connecting With The Community

STATISTICS

State Courts' Workload Statistics



In 2021, the State Courts received 190,966 new civil and criminal matters and disposed of 210,733 matters. The clearance rate for all civil and criminal matters was 110%, up by 2% from 2020.

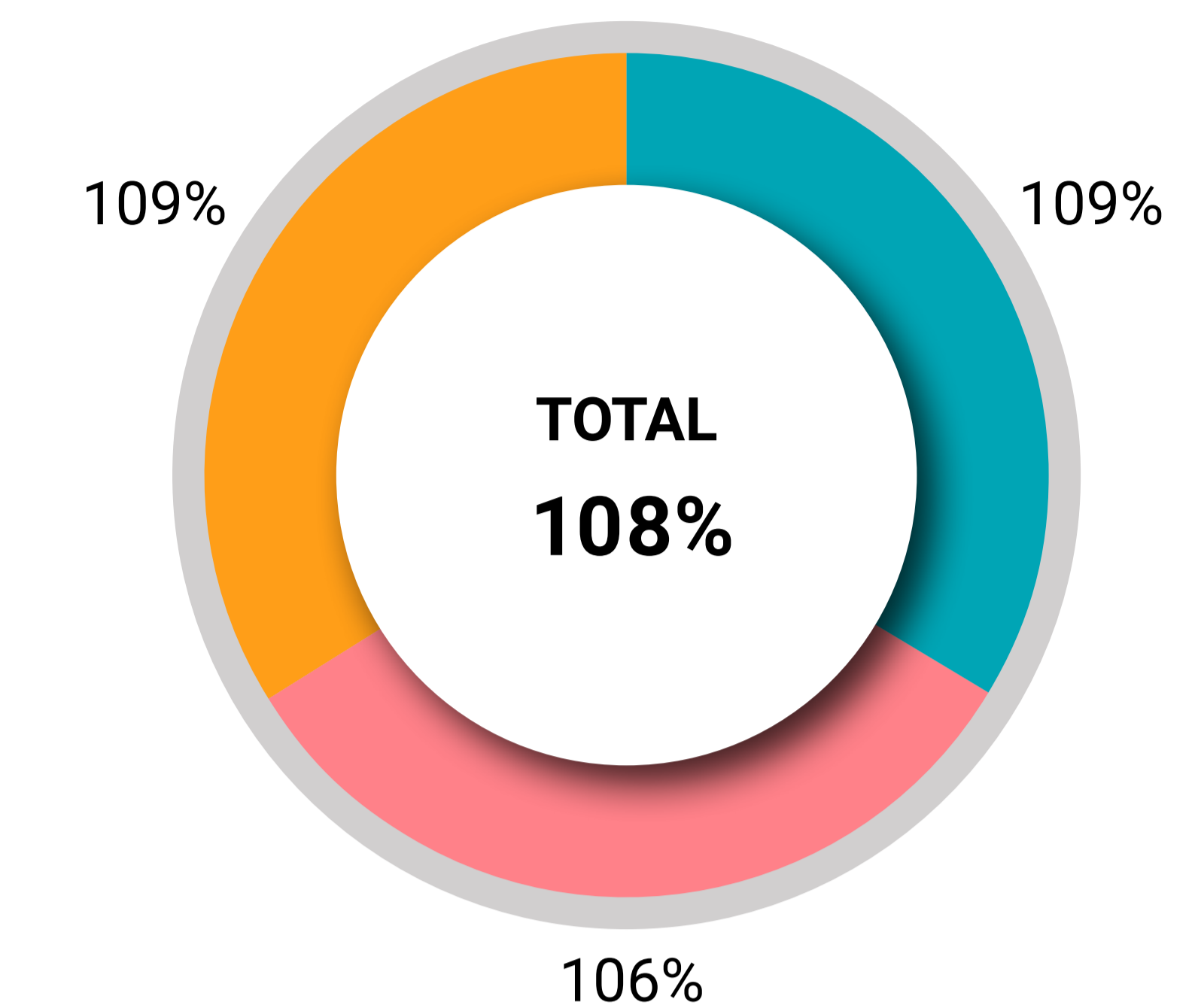
The following shows a comparison of the filing and disposal numbers and clearance rates for civil and criminal proceedings between 2020 and 2021.

	No. of cases filed		No. of cases disposed of	
	2020	2021	2020	2021
Criminal Cases	143,728	149,515	156,129	166,162
Criminal Charge ¹	38,324	38,986	-	-
Departmental or Statutory Board Charge and Summons	53,188	68,326	-	-
Traffic Charge and Summons	47,982	37,455	-	-
Coroner's Court Case	4,219	4,745	-	-
Magistrate's Complaint ²	15	3	-	-
Civil Cases	31,189	29,115	33,193	31,571
Originating Process	18,831	16,205	-	-
Writ of Summons	18,282	15,408	-	-
Originating Summons	549	797	-	-
Interlocutory Application	10,720	11,120	-	-
Summons ³	7,028	7,128	-	-
Summons for Directions (Order 25 or 37)	3,552	3,887	-	-
Summary Judgment (Order 14)	140	105	-	-
Others	-	-	-	-
Taxation	102	97	-	-
Assessment of Damages	1,536	1,693	-	-
Community Justice and Tribunals Cases	12,099	12,336	13,135	13,000
Community Disputes Resolution Tribunals (CDRT) Claim	211	237	-	-
Employment Claims Tribunals (ECT) Claim	1,453	997	-	-
Magistrate's Complaint	1,380	1,388	-	-
Protection from Harassment Court (PHC) Case	153	434	-	-
Small Claims Tribunals (SCT) Claim	8,902	9,280	-	-
Total	187,016	190,966	202,457	210,733

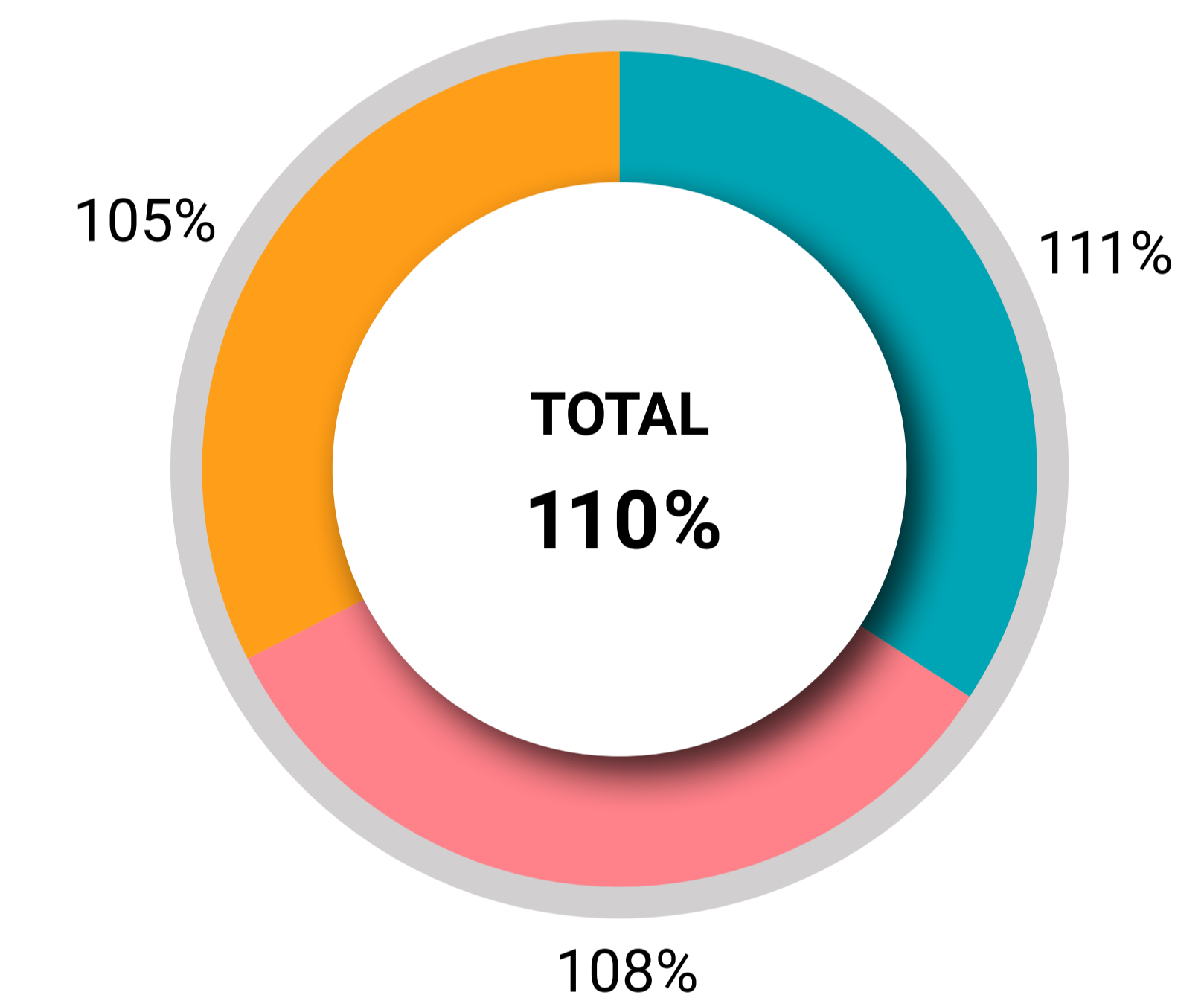
OTHER CASELOAD PROFILE

Court Dispute Resolution⁴	5,434	4,994	-	-
(Civil) Writ of Summons, Originating Summons	5,085	4,476	-	-
(Community) PHC Case, CDRT Claim, Magistrate's Complaint	349	518	-	-

Clearance Rate, 2020



Clearance Rate, 2021



- Criminal Cases
- Civil Cases
- Community Justice and Tribunals Cases

Notes:

- ¹ Includes District arrest charges, Magistrates' arrest charges and other types of charges.
- ² Non-relational Magistrate's Complaints are counted as criminal cases. Relational Magistrate's Complaints are counted as Community Justice and Tribunals cases.
- ³ Excludes Summons for Directions (Order 25 or 37).
- ⁴ Refers to fresh cases handled by the Court Dispute Resolution cluster in the respective years.

Our People

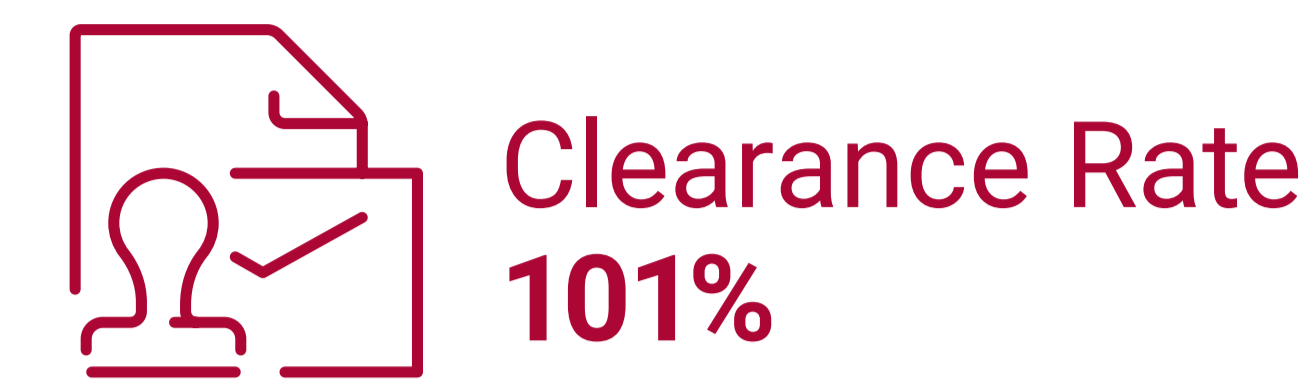
Access To Justice

Therapeutic Justice

Strengthening
PartnershipsDeveloping
Our CapabilityConnecting With
The Community

STATISTICS

Family Justice Courts' Workload Statistics




In 2021, the Family Justice Courts handled 26,560 cases, up by 4.3% from 2020. Divorce, Maintenance and Probate cases made up more than half of the total caseload.

	No. of cases filed		No. of cases disposed of	
	2020	2021	2020	2021
Maintenance & Family Violence	5,654	4,971	5,478	5,434
Divorce, Originating Summons, Probate & Summons	18,682	20,390	18,495	20,360
Youth Court	1,140	1,199	958	1,106
Total	25,476	26,560	24,931	26,900

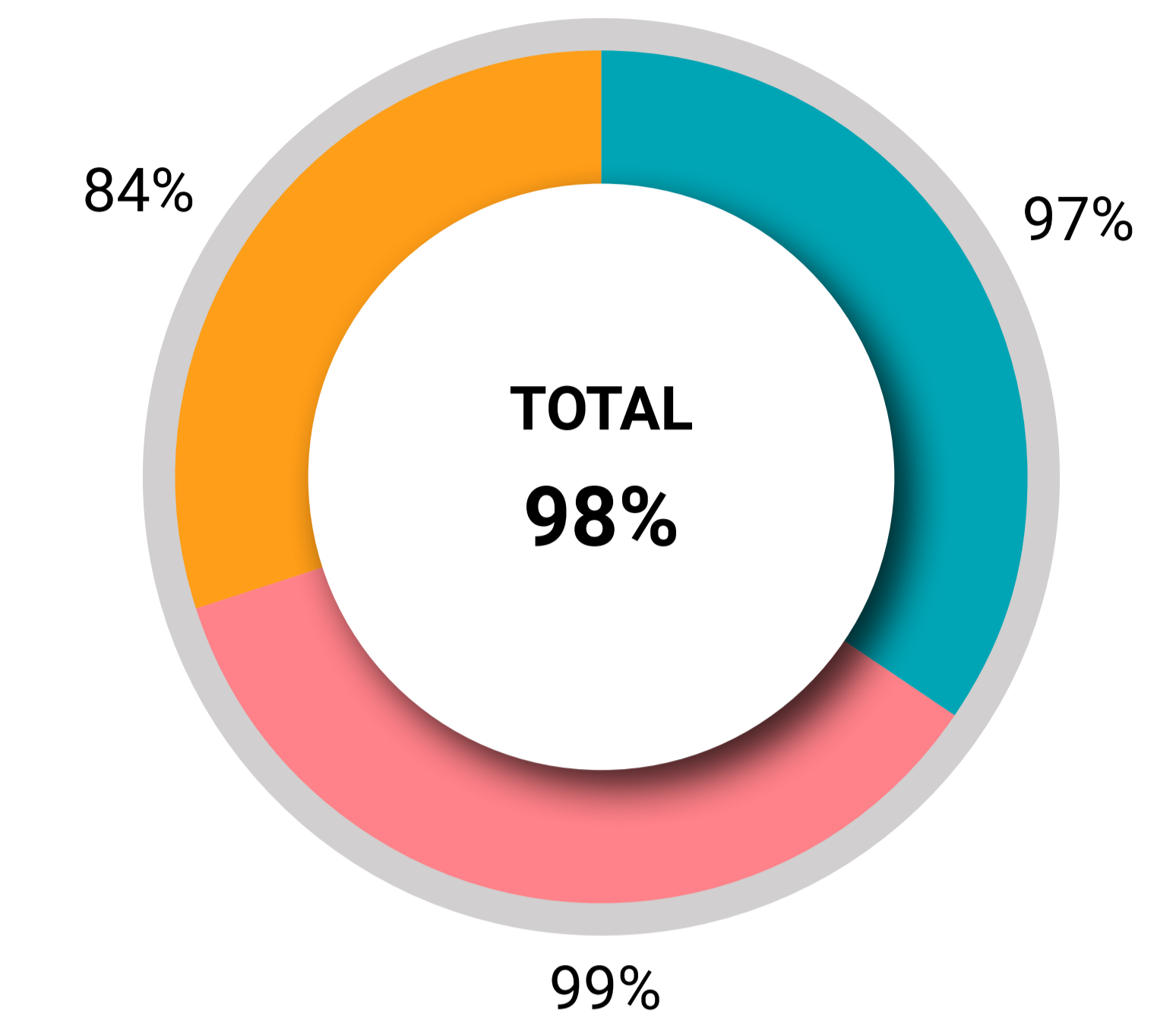
Singapore Judicial College's Programmes and Participants

To ensure the SG Courts feature best-in-class judges, the Singapore Judicial College (SJC) continued to fortify the Bench with more and better-quality training in 2021. It developed a Judiciary Competency Framework to drive training and development in competencies that are necessary at different stages of a judge's career. Following a swift and successful pivot to online training, the SJC also improved its delivery of interactive and immersive online programmes including virtual drafting classes and asynchronous role-play exercises, which were traditionally thought possible only in a physical classroom.

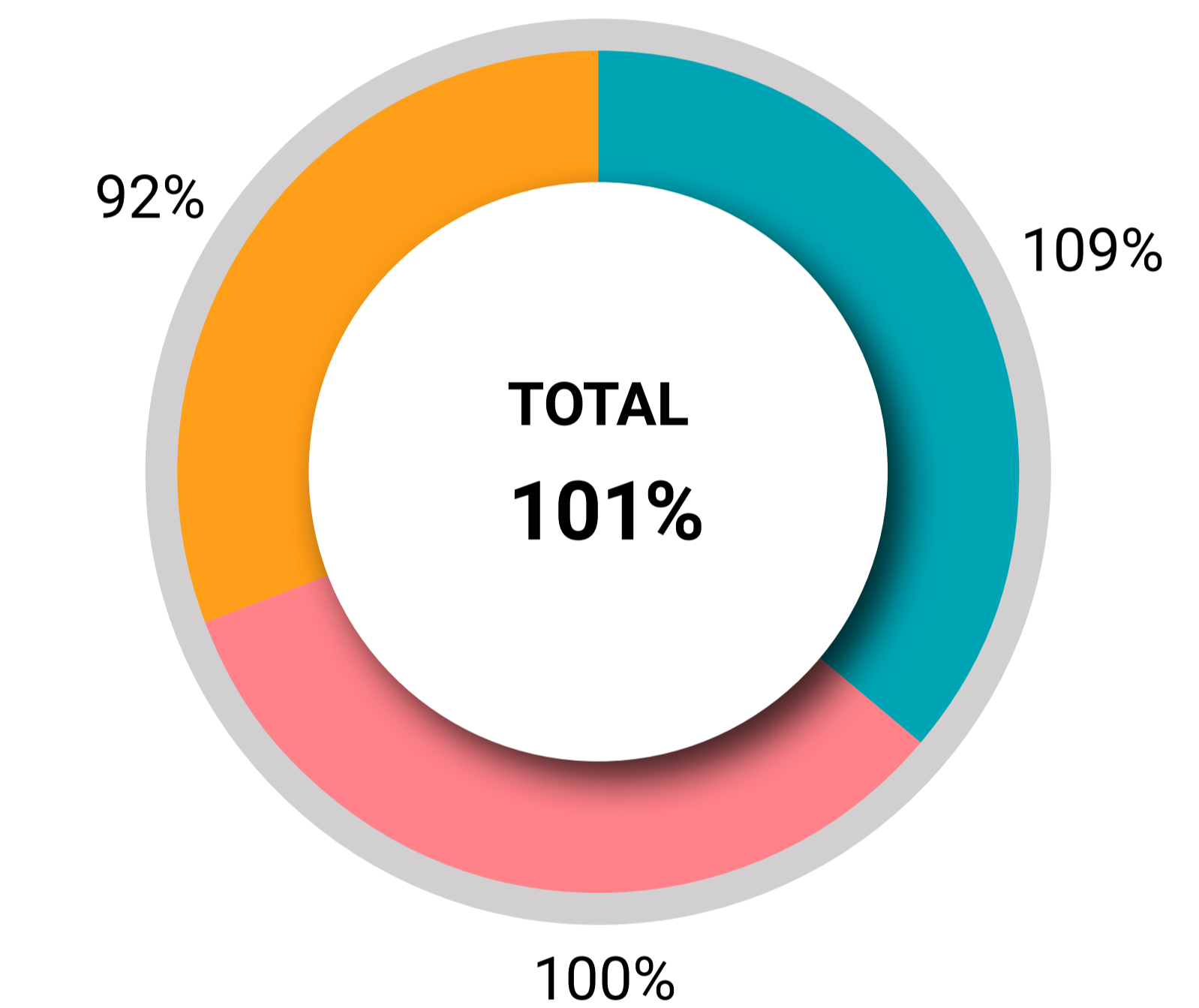
In 2021, the SJC conducted a total of 58 training programmes for 2,320 judiciary participants. This was more than the 50 programmes for 1,958 participants in 2020.



Clearance Rate, 2020



Clearance Rate, 2021



- Maintenance & Family Violence
- Divorce, Originating Summons, Probate & Summons
- Youth Court

The Singapore Judicial College continued to fortify the Bench with more and better-quality training in 2021.

Our People

Access To Justice

Therapeutic Justice

Strengthening Partnerships

Developing Our Capability

Connecting With The Community